

State of the School 2017-2018



BYRON MIDDLE SCHOOL

***Dr. Jeff Bell, Principal
Mr. Vosalowe Cammack,
Assistant Principal
November 7, 2017***



Demographics

Grade Level	Number of Teachers (Includes Gifted)	Enrollment
6	5	144
7	5	143
8	5	106
6 Connections	4	144
7 th Connections	4	143
8 th Connections	4	106

Total Student enrollment: 393

**Administrators - Principal
Assistant**

Principal

1 Counselor

1 Band/Chorus Teacher

1 P.E. Teacher

1 Ag. Science Teacher

**1 Business Ed. Teacher (First
Semester)**

**6 Special Education
Teachers**

**5 Special Education Para-
Professionals**

1 ISS Para-Professional

Understanding the GA Milestone Achievement Levels

- ▶ **Level 1- Beginning Learners** do not yet demonstrate proficiency in the knowledge and skills necessary at this grade /course.

The students *need substantial academic support* to be prepared for the next grade level or course.

- ▶ **Level 2- Developing Learners** demonstrate partial proficiency in the knowledge and skills necessary at this grade level/course.

The students *need additional academic support* to ensure success in the next grade level or course

- ▶ **Level 3-Proficient Learners** demonstrate proficiency in the knowledge and skills necessary at this grade level/course

The students *are prepared* for the next grade level or course

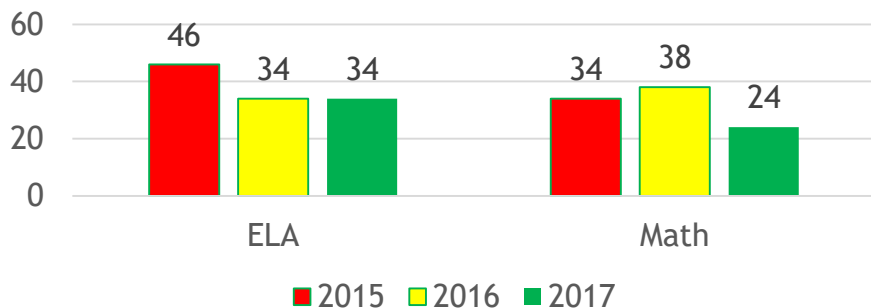
- ▶ **Level 4 -Distinguished Learners** demonstrate advanced proficiency in the knowledge and skills necessary at this grade level/course of learning, as specified in Georgia's content standards.

The students *are well prepared* for the next grade level or course

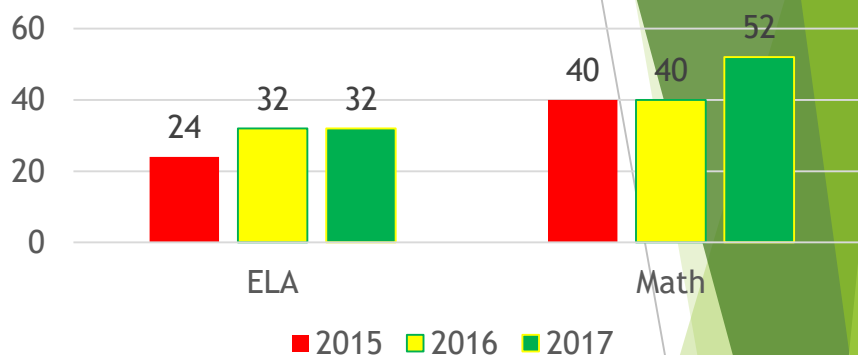


Sixth Grade Comparison Data

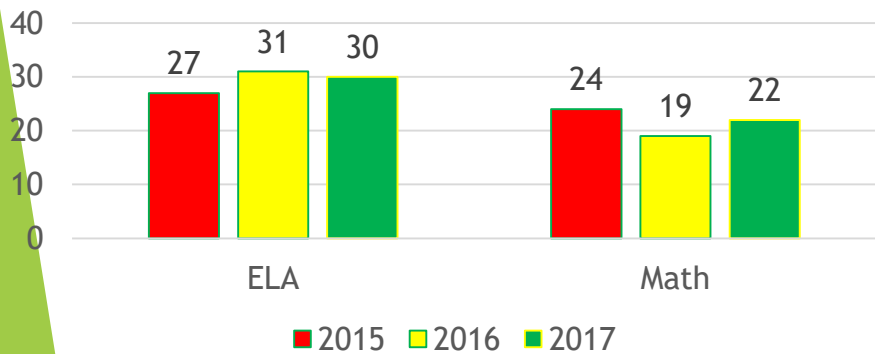
6th Grade Beginning Learners



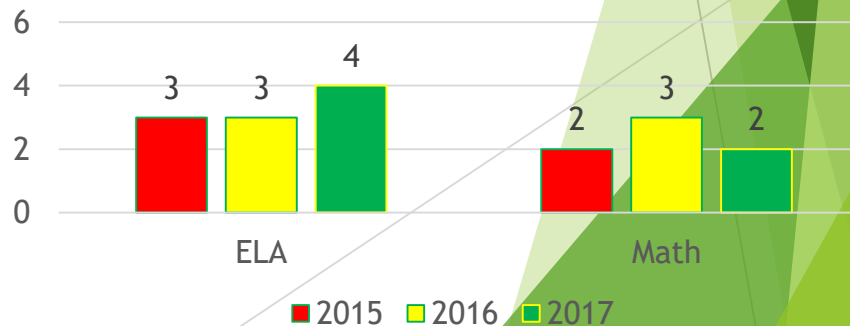
6th Grade Developing Learners



6th Grade Proficient Learners



6th Grade Distinguished Learners

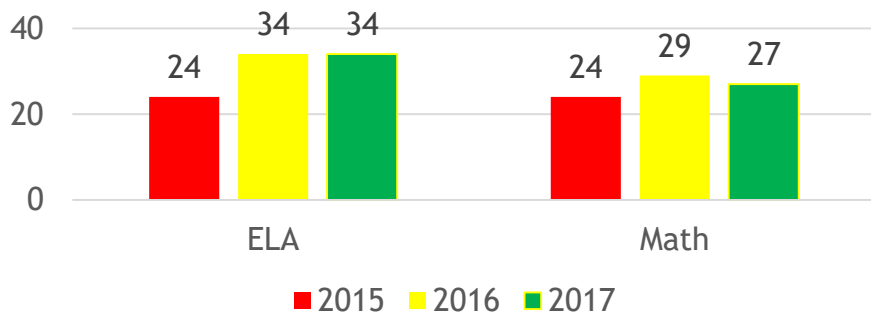




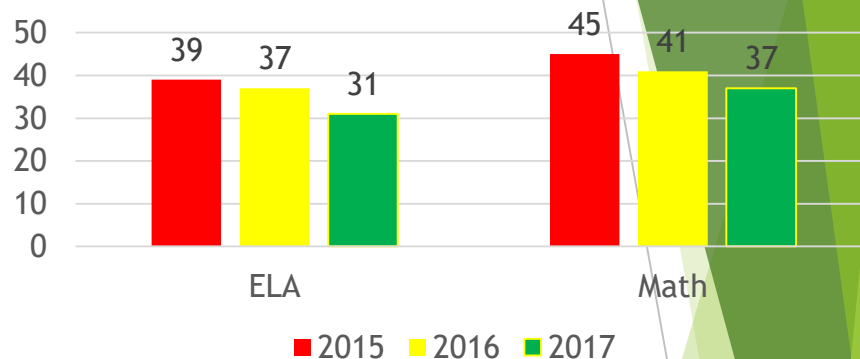
BYRON MIDDLE SCHOOL

Seventh Grade Comparison Data

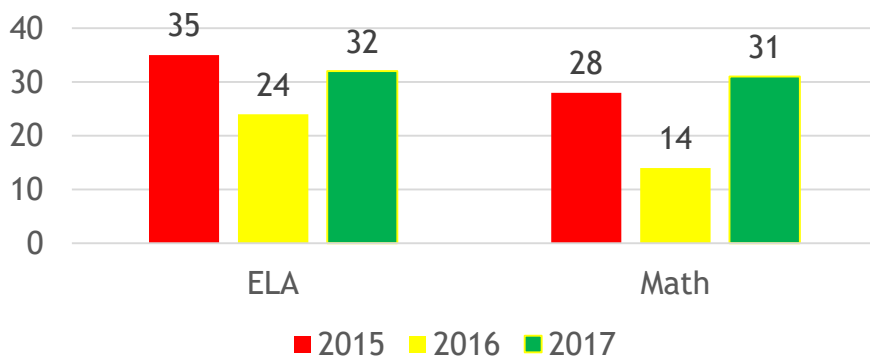
7th Grade Beginning Learners



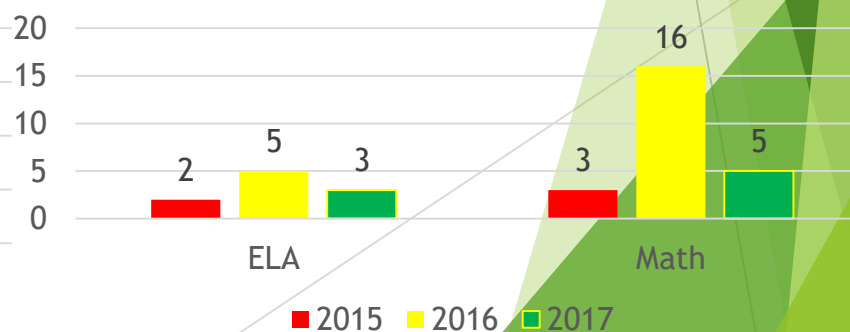
7th Grade Developing Learners



7th Grade Proficient Learners

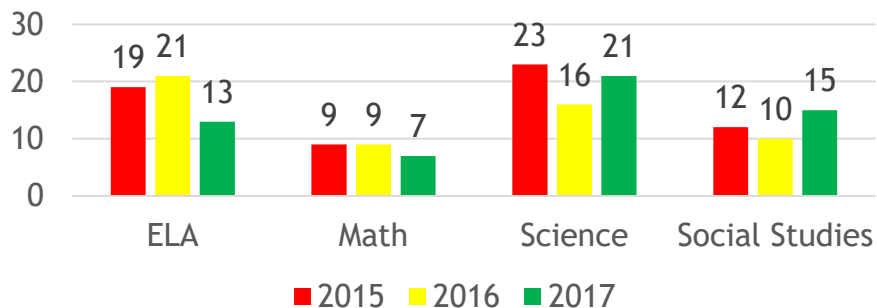


7th Grade Distinguished Learners

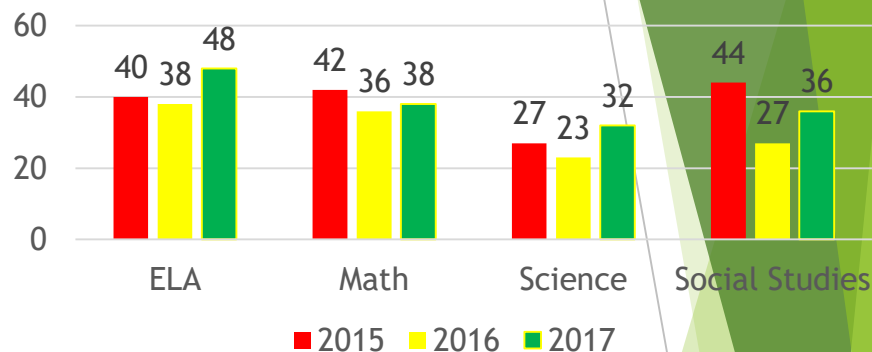


Eighth Grade Comparison Data

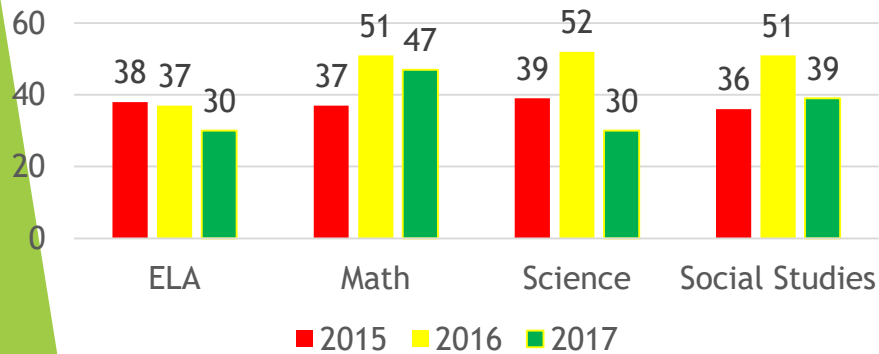
8th Grade Beginning Learners



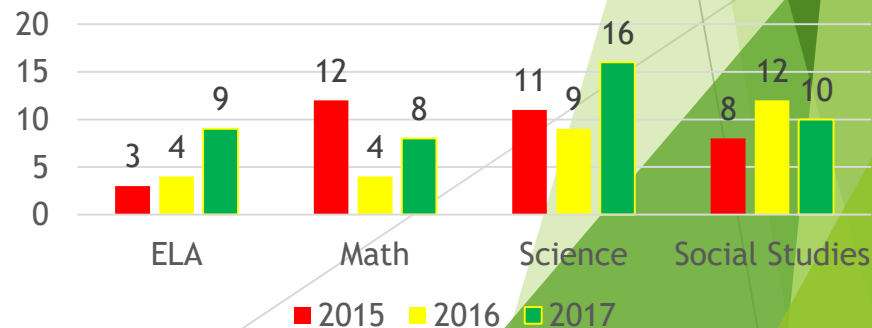
8th Grade Developing Learners



8th Grade Proficient Learners



8th Grade Distinguished Learners





BYRON MIDDLE SCHOOL

Student Achievement: Strengths and Weaknesses

▶ Strengths

- ▶ Teacher retention/experience
- ▶ Teacher expectations
- ▶ Use of data
- ▶ Student behavior
- ▶ Teacher/student relationship
- ▶ Parent support with assignments
- ▶ Administrator support
- ▶ Team concept
- ▶ Quality learning environment
- ▶ Math (6th-8th) / Science and S.S. (8th)

▶ Weaknesses

- ▶ Parent involvement (events)
- ▶ Student attendance
- ▶ Student foundational skills (math and ELA)
- ▶ Use of technology



Interventions

- ▶ MakerSpace
- ▶ StarBase
- ▶ Quiz Bowl
- ▶ Student Government
- ▶ FFA
- ▶ Beta



Innovations

- ▶ Professional Learning Communities
- ▶ Extended learning time
- ▶ Advisement
- ▶ After School Tutoring
- ▶ Monthly Student Assemblies



BYRON MIDDLE SCHOOL

Targeted Support for Teachers

- ▶ Professional Learning Communities
- ▶ Instructional Facilitator Meetings/Support
- ▶ Professional Learning Opportunities
- ▶ Book Studies (grade level and school wide)
- ▶ New Teacher Mentor Program
 - ▶ District Led
 - ▶ School Led
- ▶ Teacher Leader
- ▶ Weekly Team Meetings
- ▶ Classroom Observations With Feedback
- ▶ Faculty Meetings with In-Service Training

BMS Celebrates Increase in CCRPI

2016	2017
84.9	86.8





Byron Middle School

Learning Today- Leading Tomorrow!

